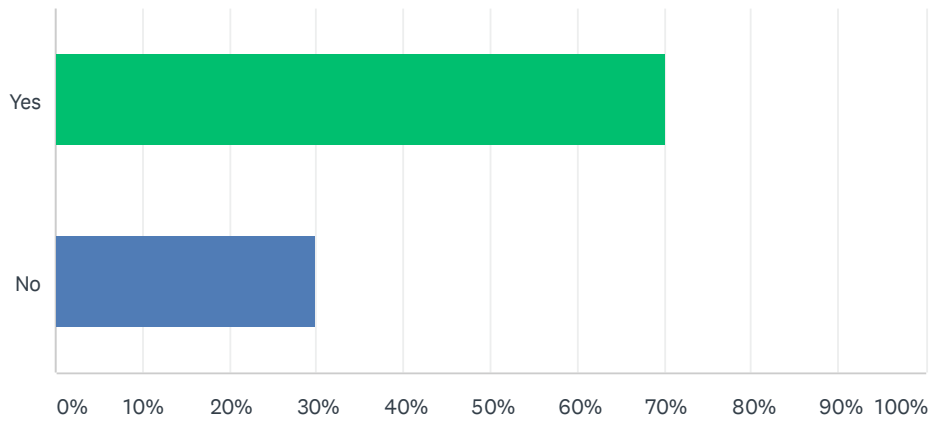


Q1 Does your institution/organization currently have Covid-19 related travel restrictions in place?

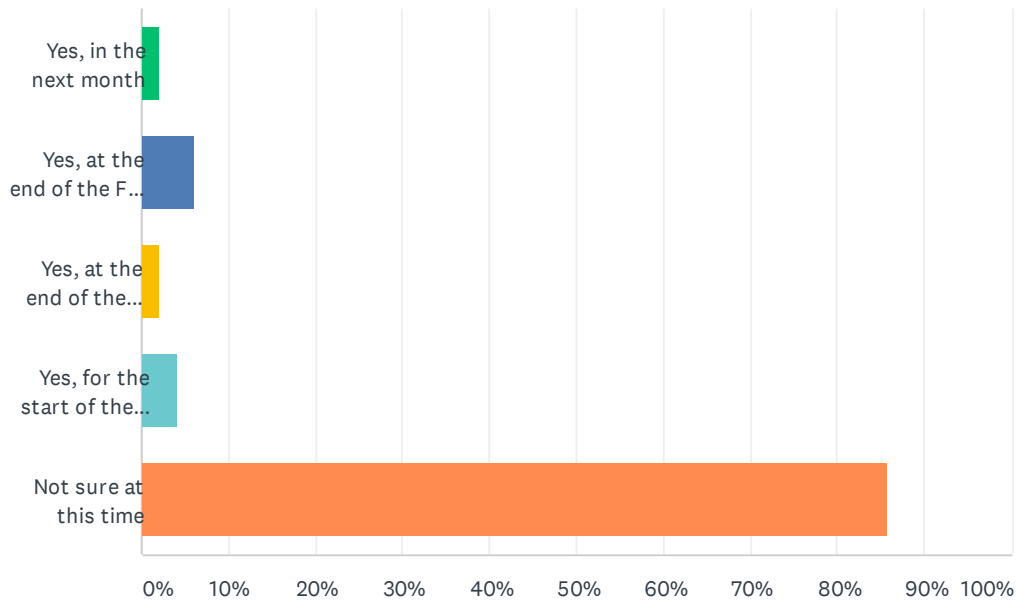
Answered: 57 Skipped: 2



ANSWER CHOICES	RESPONSES	
Yes	70.18%	40
No	29.82%	17
Total Respondents: 57		

Q2 If yes, do you expect the travel restrictions to be lifted in the near future?

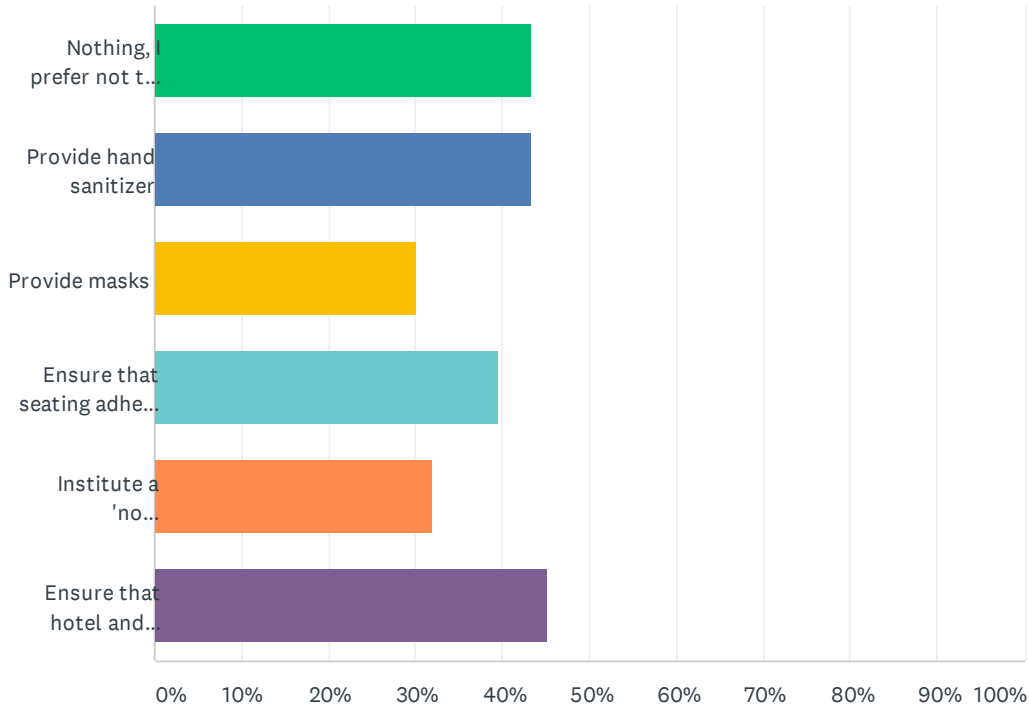
Answered: 49 Skipped: 10



ANSWER CHOICES	RESPONSES	
Yes, in the next month	2.04%	1
Yes, at the end of the Fall '20 semester	6.12%	3
Yes, at the end of the Spring '21 semester	2.04%	1
Yes, for the start of the Fall '21 semester	4.08%	2
Not sure at this time	85.71%	42
Total Respondents: 49		

Q3 If travel is not restricted, what could be done to increase your level of comfort and encourage you to attend an in-person ABFSE Annual Conference? (select all that apply)

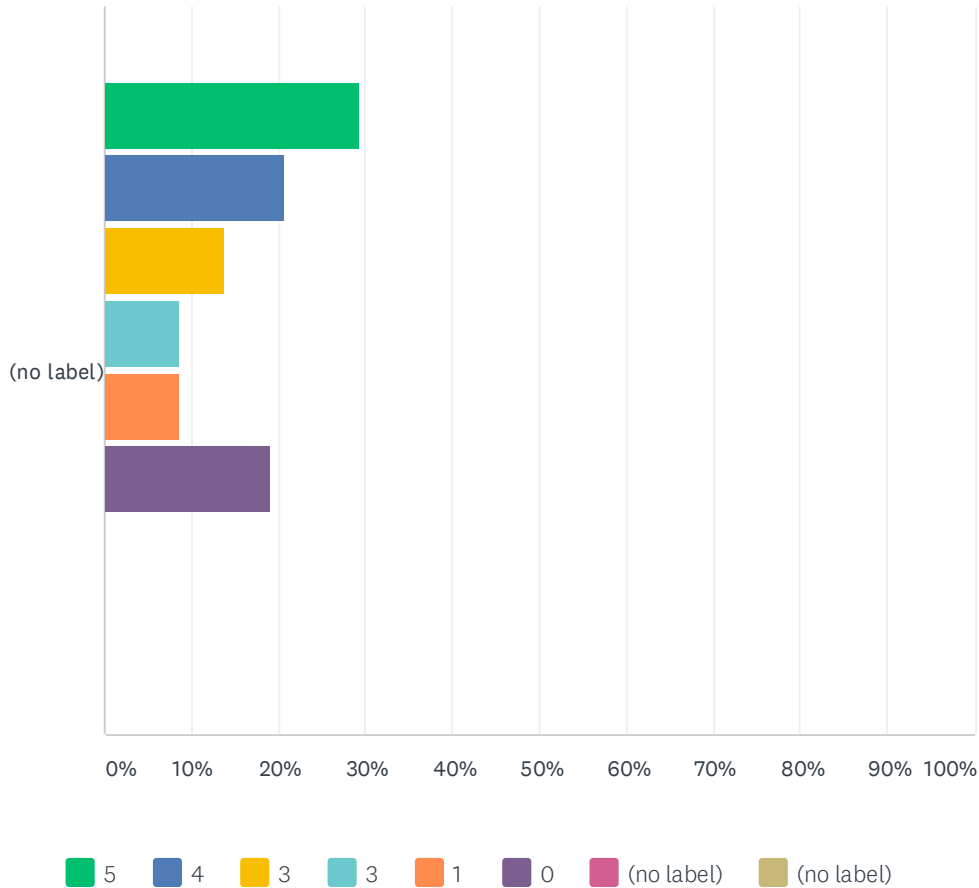
Answered: 53 Skipped: 6



ANSWER CHOICES	RESPONSES	
Nothing, I prefer not to travel at this time	43.40%	23
Provide hand sanitizer	43.40%	23
Provide masks	30.19%	16
Ensure that seating adheres to the 6 ft rule	39.62%	21
Institute a 'no hugging/hand shaking' rule	32.08%	17
Ensure that hotel and convention center are sanitized regularly	45.28%	24
Total Respondents: 53		

Q4 Assuming that social distancing and sanitizing measures are in place to the extent possible at all venues, what is your level comfort level with attending an in-person ABFSE Annual Conference? 5 = highest level of comfort; 1 = lowest level of comfort; 0 = not comfortable at all

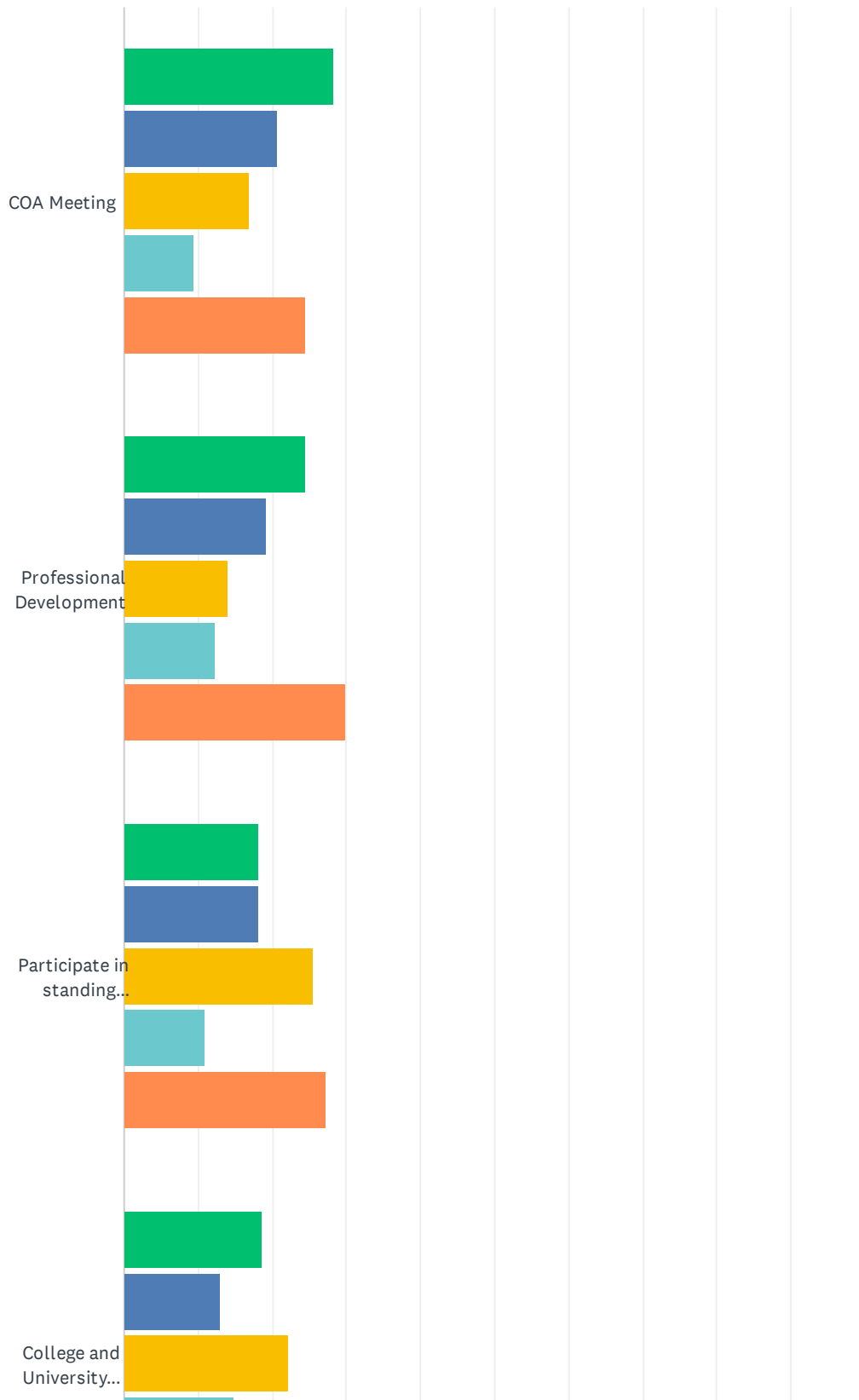
Answered: 58 Skipped: 1



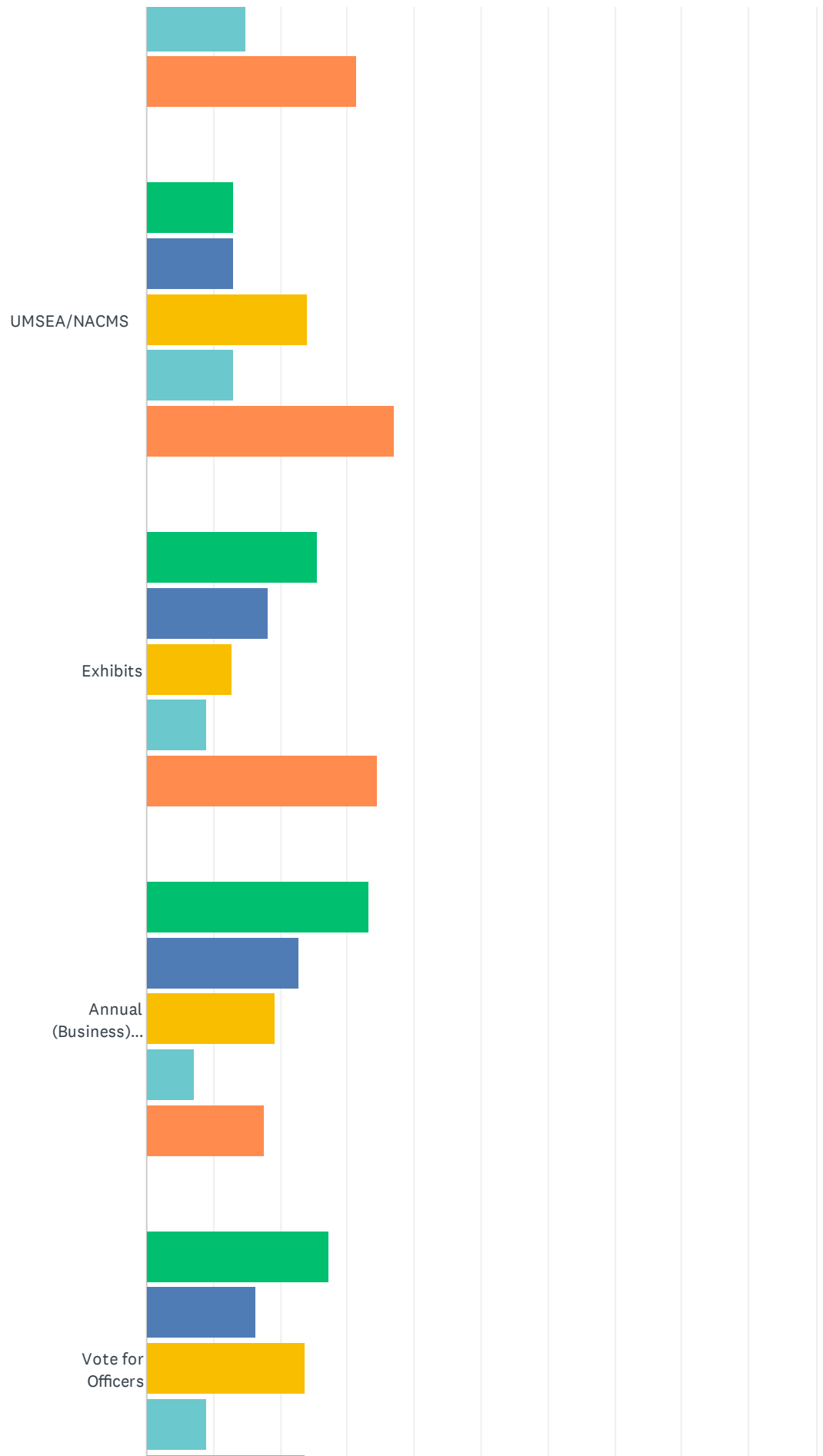
	5	4	3	3	1	0	(NO LABEL)	(NO LABEL)	TOTAL	WEIGHTED AVERAGE
(no label)	29.31%	20.69%	13.79%	8.62%	8.62%	18.97%	0.00%	0.00%	58	1.90
	17	12	8	5	5	11	0	0		

Q5 Evaluate the importance to have the Annual Conference activities in person. 5 = highest importance; 1 = lowest importance

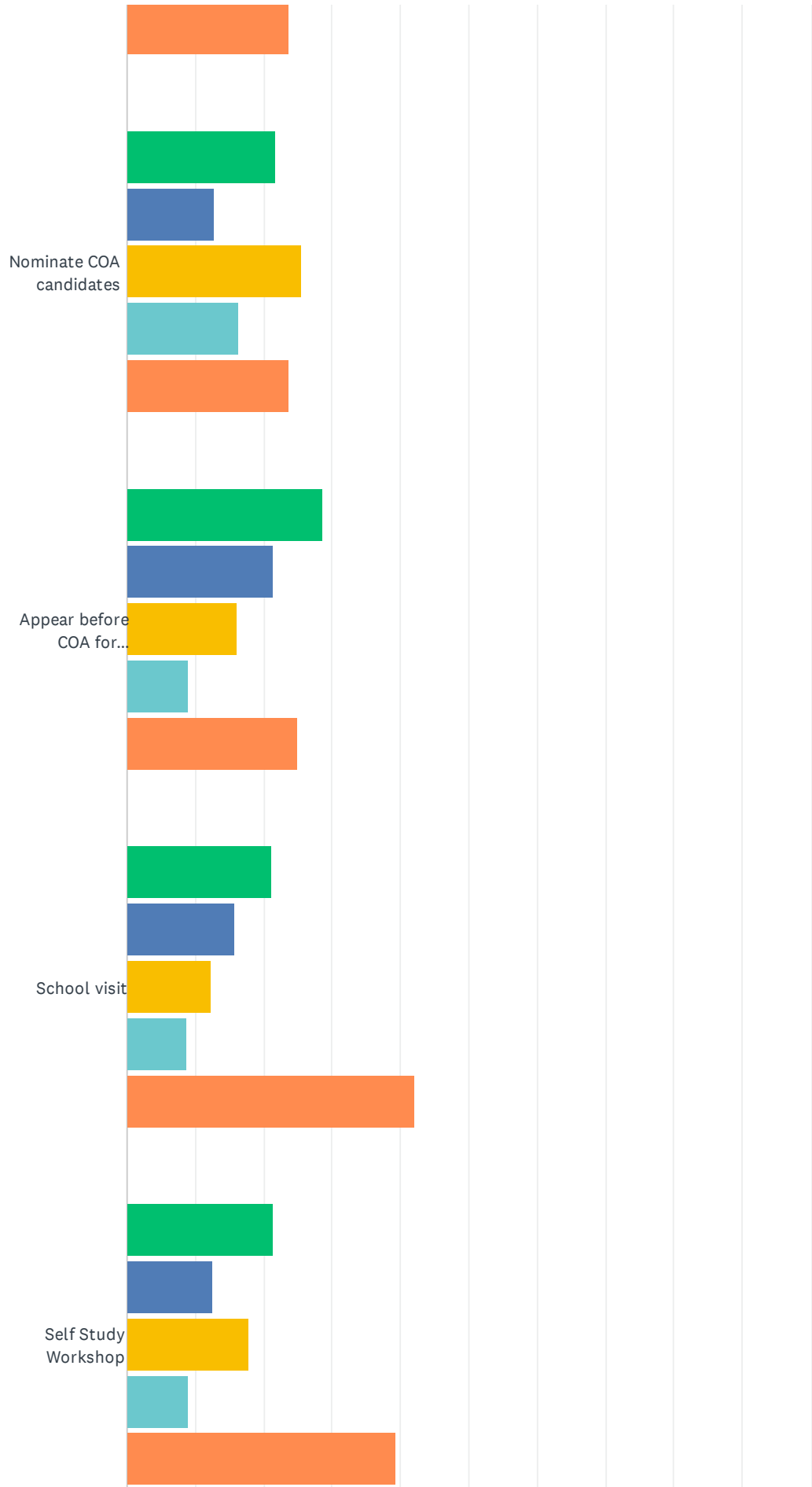
Answered: 57 Skipped: 2



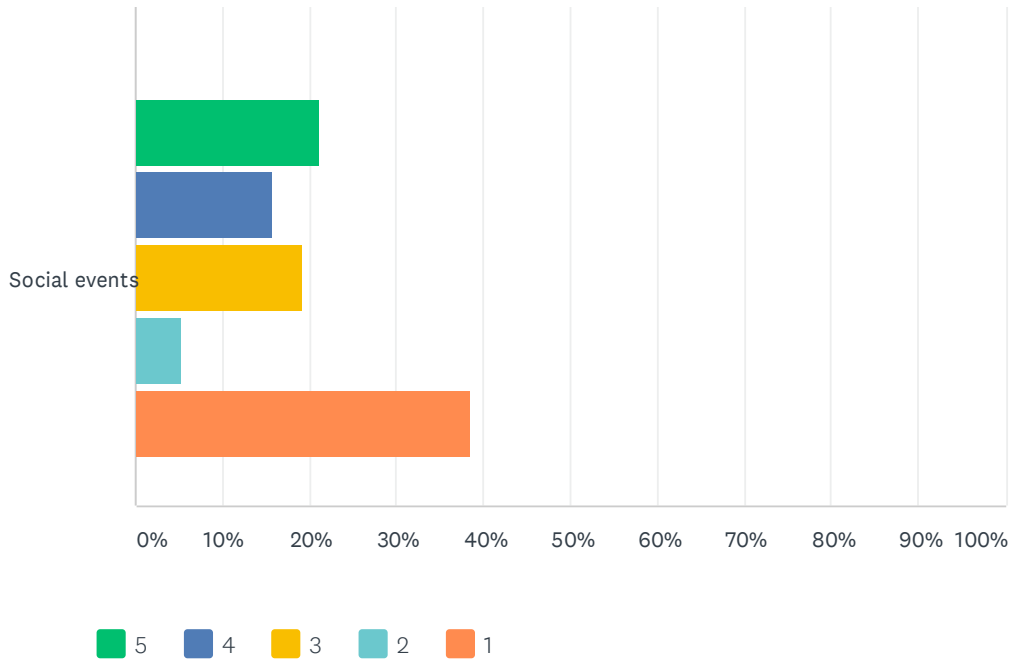
ABFSE Annual Conference 2021



ABFSE Annual Conference 2021



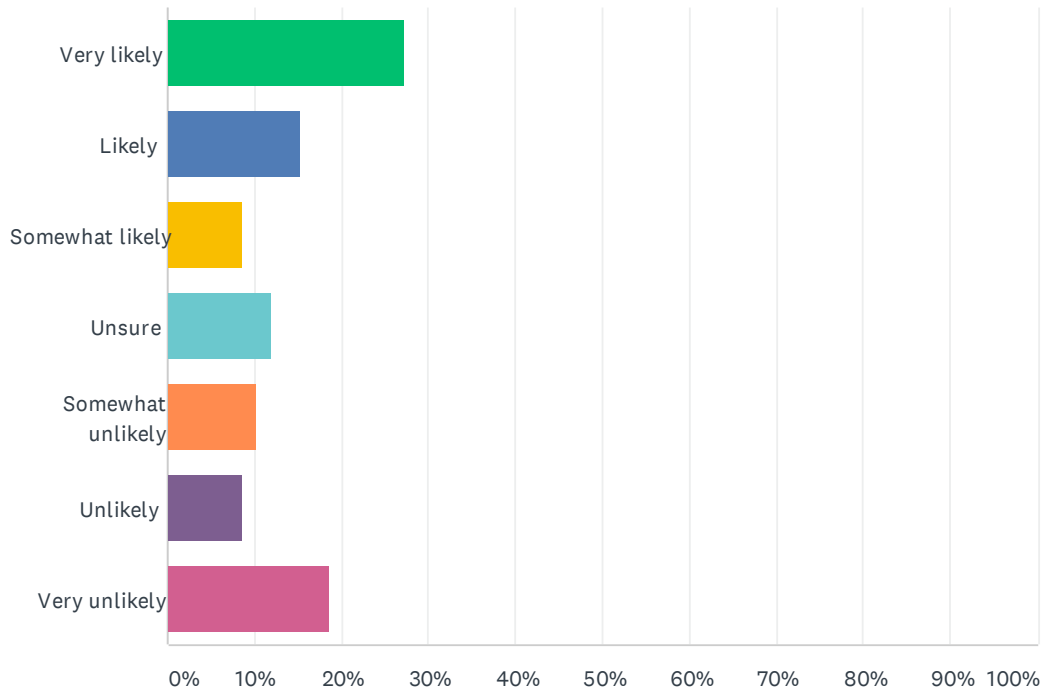
ABFSE Annual Conference 2021



	5	4	3	2	1	TOTAL
COA Meeting	28.30% 15	20.75% 11	16.98% 9	9.43% 5	24.53% 13	53
Professional Development	24.56% 14	19.30% 11	14.04% 8	12.28% 7	29.82% 17	57
Participate in standing committee meetings (Curriculum, Scholarship, NBE liaison, etc.)	18.18% 10	18.18% 10	25.45% 14	10.91% 6	27.27% 15	55
College and University Council	18.52% 10	12.96% 7	22.22% 12	14.81% 8	31.48% 17	54
UMSEA/NACMS	12.96% 7	12.96% 7	24.07% 13	12.96% 7	37.04% 20	54
Exhibits	25.45% 14	18.18% 10	12.73% 7	9.09% 5	34.55% 19	55
Annual (Business) Meeting	33.33% 19	22.81% 13	19.30% 11	7.02% 4	17.54% 10	57
Vote for Officers	27.27% 15	16.36% 9	23.64% 13	9.09% 5	23.64% 13	55
Nominate COA candidates	21.82% 12	12.73% 7	25.45% 14	16.36% 9	23.64% 13	55
Appear before COA for re-accreditation following site visit	28.57% 16	21.43% 12	16.07% 9	8.93% 5	25.00% 14	56
School visit	21.05% 12	15.79% 9	12.28% 7	8.77% 5	42.11% 24	57
Self Study Workshop	21.43% 12	12.50% 7	17.86% 10	8.93% 5	39.29% 22	56
Social events	21.05% 12	15.79% 9	19.30% 11	5.26% 3	38.60% 22	57

Q6 Based on your current understanding of the Covid-19 environment, how likely are you to attend an in-person ABFSE Annual Conference in April 2021 in Atlanta, GA?

Answered: 59 Skipped: 0



ANSWER CHOICES	RESPONSES	
Very likely	27.12%	16
Likely	15.25%	9
Somewhat likely	8.47%	5
Unsure	11.86%	7
Somewhat unlikely	10.17%	6
Unlikely	8.47%	5
Very unlikely	18.64%	11
TOTAL		59

**Q7 Please share any additional comments about attending the 2021
ABFSE Annual Conference.**

Answered: 14 Skipped: 45